



JOIN the fun

Make your own boat with legs

Be part of Baylight '25 parade and join our mini Boats with Legs flotilla, Saturday 22nd February

You will need


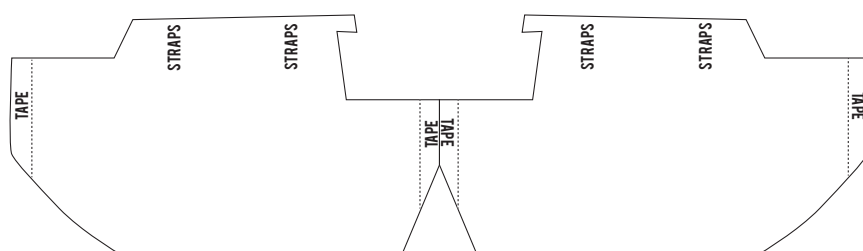
- Cardboard for your boat
- Fabric for shoulder straps
- Duck Tape
- Scissors
- Paint/Paint brush
- String of battery operated lights to illuminate your creation
- Fun costume and a BIG SMILE!



Steps

1. Cut out two identical boat shapes. Make the ends of the boat flat vertical sides so you can tape them together easily
2. Decorate them to look like dear old Pride of Morecambe
3. Tape them together at each end from the inside
4. Add fabric strips, taped to the inside.
5. Adjust the fabric straps to the right length to be worn.
6. Sail to Morecambe Prom Saturday 22nd February.


Be as creative as you wish, this is just a starting point for your imagination...




and you're done!

Make as many boats as you like and join our parade,
Full details and more ideas at baylightmorecambe.co.uk/parade

Baylight '25 Parade, 6pm Saturday 22nd February
Meeting point announced on the website below closer to the event



With special thanks to Inner State Theatre & Crowdfund Lancashire for supporting the Baylight '25 Parade



Morecambe Sparkle CIC

BAYLIGHTMORECAMBE.CO.UK/PARADE